

**SOCIAL ISLAMI BANK LIMITED**TREASURY FRONT OFFICE
HEAD OFFICE, DHAKAFOR USE OF THE AUTHORIZED DEALER
BRANCHES OF SIBL**DAILY EXCHANGE RATE CIRCULAR NO.TD/2021/173**

EFFECTIVE DATE : 27 September, 2021

(This is indicative Rate. Deal Rate to be collected from Treasury Front Office before making any transaction for above USD 10,000.00)**CROSS RATES IN NY YORK CLOSING & S.E ASIAN FX MARKET AS ON 27.09.2021**

	USD PER	USD PER	CAD PER	CHF PER	JPY PER	SAR PER	CNY PER
	GBP 1.00	EUR 1.00	USD 1.00	USD 1.00	USD 1.00	USD 1.00	USD 1.00
SELLING	1.3675	1.1725	1.2631	0.9253	110.5600	3.7501	6.4587
BUYING	1.3674	1.1721	1.2632	0.9257	110.5700	3.7518	6.4600

SOCIAL ISLAMI BANK LTD. DEALING RATES TO PUBLIC (BDT FOR ONE UNIT OF FOREIGN CURRENCIES)


SPOT SELLING		CURRENCY	SPOT BUYING			
TT & OD	B.C		TT CLEAN	T.T.DOC.	OD EXPORT BILLS	SIGHT OD TRANSFER
85.3800	85.4000	USD	84.4000	84.3000	84.2500	83.8466
119.5072	119.5345	GBP	114.4086	114.2886	114.0971	113.5505
103.7581	103.7815	EUR	98.2252	98.1252	97.9578	97.4886
0.7963	0.7964	JPY	0.7333	0.7313	0.7313	0.7278
94.2728	94.2944	CHF	90.1742	90.1722	89.9288	89.4979
23.0264	23.0317	SAR	22.2459	22.2439	22.1853	22.0790
14.4194	14.4225	CNY	12.0650	12.0630	12.0322	11.9745


USANCE EXPORT BILLS BUYING RATE PER ONE UNIT OF US DOLLAR

30 DAYS	60 DAYS	90 DAYS	120 DAYS	180 DAYS
83.8083	83.3165	82.8248	82.3330	81.3495

FOR CASH FOREIGN CURRENCY.

SELLING	CURRENCY	BUYING
88.60	USD CASH	87.60
23.00	SAR Cash	22.50
103.00	EURO CASH	100.50

LIBOR AS ON 24.09.2021, 30 DAYS 0.08513, 60 DAYS 0.10650, 90 DAYS 0.13225, 180 DAYS 0.15538,
1 Year 0.22963.**** 1 US DOLLAR = 1 ACU DOLLAR**[Branch may contact Treasury Front Office for
Transaction of USD 10,000.00 and above].

 Md Fokrul Hasan Bhuiya
 Senior Executive Officer
 223389276,IP: 50213,50214


 Bulbul Ahmed
 Senior Assistant Vice President
 223389276,IP: 50213,50214



SOCIAL ISLAMI BANK LIMITED
TREASURY FRONT OFFICE
HEAD OFFICE, DHAKA

FOR USE OF THE AUTHORIZED DEALER
BRANCHES OF SIBL

DAILY EXCHANGE RATE CIRCULAR NO.TD/2021/173

EFFECTIVE DATE : 27 September, 2021

(This is indicative Rate. Deal Rate to be collected from Treasury Front Office before making any transaction for above USD 10,000.00)

CROSS RATES IN NY YORK CLOSING & S.E ASIAN FX MARKET AS ON 27.09.2021

	USD PER	USD PER	CAD PER	CHF PER	JPY PER	SAR PER	CNY PER
	GBP 1.00	EUR 1.00	USD 1.00	USD 1.00	USD 1.00	USD 1.00	USD 1.00
SELLING	1.3675	1.1725	1.2631	0.9253	110.5600	3.7501	6.4587
BUYING	1.3674	1.1721	1.2632	0.9257	110.5700	3.7518	6.4600

SOCIAL ISLAMI BANK LTD. DEALING RATES TO PUBLIC (BDT FOR ONE UNIT OF FOREIGN CURRENCIES)

SPOT SELLING		CURRENCY	SPOT BUYING			
TT & OD	B.C		TT CLEAN	T.T.DOC.	OD EXPORT BILLS	SIGHT OD TRANSFER
85.3800	85.4000	USD	84.4000	84.3000	84.2500	83.8466
119.5072	119.5345	GBP	114.4086	114.2886	114.0971	113.5505
103.7581	103.7815	EUR	98.2252	98.1252	97.9578	97.4886
0.7963	0.7964	JPY	0.7333	0.7313	0.7313	0.7278
94.2728	94.2944	CHF	90.1742	90.1722	89.9288	89.4979
23.0264	23.0317	SAR	22.2459	22.2439	22.1853	22.0790
14.4194	14.4225	CNY	12.0650	12.0630	12.0322	11.9745

USANCE EXPORT BILLS BUYING RATE PER ONE UNIT OF US DOLLAR

30 DAYS	60 DAYS	90 DAYS	120 DAYS	180 DAYS
83.8083	83.3165	82.8248	82.3330	81.3495


FOR CASH FOREIGN CURRENCY.


SELLING	CURRENCY	BUYING
88.60	USD CASH	87.60
23.00	SAR Cash	22.50
103.00	EURO CASH	100.50

LIBOR AS ON 24.09.2021, 30 DAYS 0.08513, 60 DAYS 0.10650, 90 DAYS 0.13225, 180 DAYS 0.15538, 1 Year 0.22963.

**** 1 US DOLLAR = 1 ACU DOLLAR**

[Branch may contact Treasury Front Office for Transaction of USD 10,000.00 and above].


Md Fokrul Hasan Bhuiya
Senior Executive Officer
223389276,IP: 50213,50214


Bulbul Ahmed
Senior Assistant Vice President
223389276,IP: 50213,50214